


**That's the car for me**



**BMW 700**

*Mflight*



With its 700 Coupé, BMW inaugurated a new series of models which has now been extended by the 700 Limousine. This car's appearance was awaited with keen interest, and when it was presented for the first time it was received with a wave of enthusiasm.

And rightly so, for all the captivating features which have repeatedly been praised in the BMW 700 Coupé: its graceful styling and elegant lines, its performance and acceleration and, above all, the absolutely reliable BMW craftsmanship and quality, have been blended in the 700 Limousine with the advantages of a comfortable four-seat automobile.

**1**

The unusually wide doors make it easy for driver and passengers to get in and out. The seats are contoured to give the utmost in comfort – a feature you and your passengers will greatly appreciate on long drives.



**2**

The spacious interior provides ample room for four adults and a child. The front seats can be slid backwards or forwards while driving. For additional comfort the back-rests can be easily adjusted to four different positions. Crank-operated side windows ensure efficient, draught-free ventilation. Slightly opened windows keep the glass panes demisted at all times. A powerful air-conditioning system supplies additional fresh air and is easy to regulate.


**3**

The roomy luggage compartment under the front bonnet is locked from the driver's seat. Further luggage can be placed in an easily accessible recess behind the back-seat. The spare wheel is accommodated in the front; a very practical and space-saving solution which increases safety at the same time.

**1**





**2**



**3**

*BMW*flight




5



6



7



4

4

The broad, attractive instrument panel is in perfect harmony with the generous overall styling of the BMW 700 Limousine. The elegant drop-centre two-spoke steering wheel is as natural a selection as the carefully designed and handy arrangement of controls and switches.

5

The power unit, the rightly famed BMW four-cycle opposed-cylinder engine, is mounted in a clean-lined housing at the rear of the car. At all speeds it is astoundingly flexible and smoothly silent, and even in top gear it accelerates with ease from slow to maximum speed in a few seconds. You will find it a pure joy to be able to rely on this engine to master any situation.

6

Extra-large windows enable the driver to see the extremities of his car - a great advantage for parking in town. Vision all round is excellent, also from the back-seats, which makes long trips an unforgettable and unclouded experience. A wind-screen washer is included in the standard equipment, ensuring unimpaired visibility even under the worst road conditions.

7

The super-size tail lamps are a polite gesture to other road users. The wrap-around bumpers protect the body and underline the graceful styling of the car.

Even the small and seemingly trivial details show the thoughtful approach of BMW designers and engineers. Take a look for yourself: interior lighting, headlamp flasher, asymmetrical passing beam, attractive glove compartment, upholstered sunvisor, space for radio, single-key system, slip-in jack, and the fuel filler under the front bonnet, screened off from the luggage compartment. All these individual elements are harmoniously blended into the sweeping lines of this outstanding automobile.

*Flight*



## New and Old-established Features

The BMW 700 is of captivating beauty. Its interior, whose dimensions were fixed from the very outset to allow for the necessary comfort, was surrounded by BMW stylists and designers with a body of superb lines, doing without any superfluous trim and, probably for this very reason, achieving an elegance that makes it one of the most modern and progressive automobile forms of our time. The large windows permitting all-round vision, the amply dimensioned luggage compartments, and the easy replaceability of individual parts of the body, are further examples of the BMW principle: true beauty has its origin in functional expediency.

On the other hand, where the car buyer cannot always form his own opinion, where he must rely on the data given by engineers, that is in the technical conception, BMW can justifiably say that the new BMW 700 is based solely on service-proved, thoroughly developed designs which have been tested in thousands of cases and are responsible for the extraordinarily good road-ability and the excellent performance figures of any BMW car.

With constant improvements made over the course of many years, yet unchanged in its basic design, the BMW **fourstroke opposed-cylinder engine** has again and again demonstrated its technical perfection and economy, in world championship races, reliability competitions, and on race courses. With a cylinder capacity of 700 c.c. it has a maximum output of 30 H.P. at 5,000 r.p.m., which accounts for the high top speed of 75 m.p.h. Its torque of 36.9 ft.lb. at 3,400 r.p.m. is evidence of a flexibility and strength that makes frequent gear-changing unnecessary. A novel-type vibration damper reduces the noise level and contributes to smooth power-output.

Moreover, the engine is of light weight and takes up relatively little space. Its low centre of gravity has a favourable effect on road-holding properties. The thermostat-controlled induction-air heating installation, which has been developed in the course of many years, has decreased fuel consumption more and more, with the result that the BMW 700 is now not only an extremely lively but, at the same time, a very economical vehicle. The sprightliness of the flexible, powerful engine is due to its down-draught carburettor, which is fitted with an amply dimensioned air intake silencer. The fuel is supplied by a fuel pump from the separately located fuel tank, which holds 6.16 imp.gal. plus a reserve of 1.1 imp.gal., i.e. enough for 300 miles.

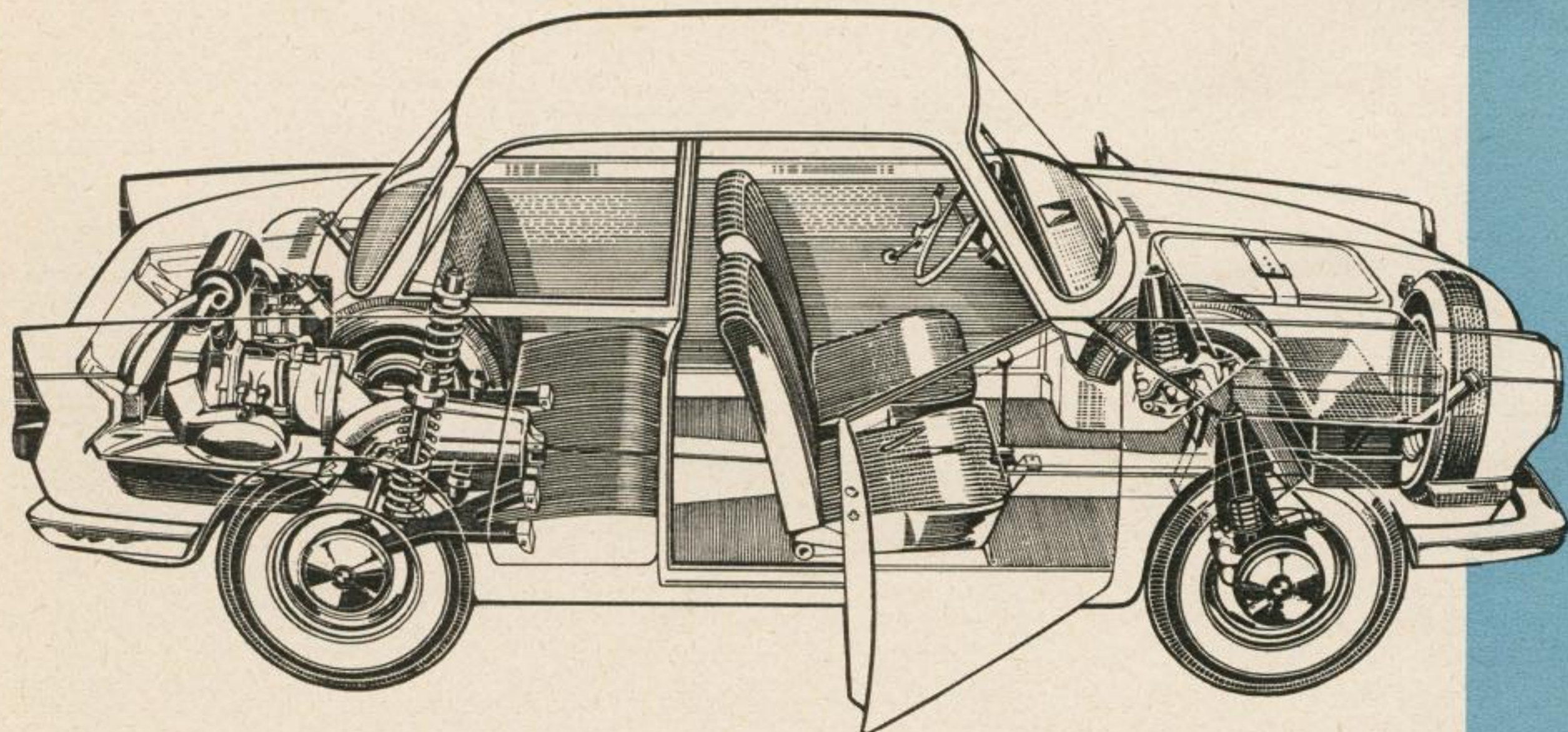
The all-synchromesh **four-speed transmission** is controlled by a sporty, convenient floor shift lever located in the centre of the car. Special attention was given to the design of the **brakes**. They have above-average linings and are fitted with sliding-type brake shoes, ensuring maintenance-free self-centering. The easily accessible brake fluid tank facilitates maintenance operations.

The unitized **body** of the BMW 700 consists of a sturdy bottom part with high profiles, which is welded onto the rest of the body. This type of construction was used in earlier series of other BMW models and thoroughly developed to high perfection on a large number of test models. An advantage in the event of repairs: damaged front wings can be easily removed at low cost. Wrap-around bumpers protect the body.

The **front axle** is a time-tried BMW feature. The front wheels, suspended on two rocker arms, provide constant guidance in respect of both track and camber. To suppress road noises, the entire front axle is mounted on rubber, with the result that the noise level in the interior is amazingly low. Even where maximum spring stress occurs, the steering mechanism is not affected. The rack-and-pinion steering handles with ease and gives the driver a perfect "feel" for the road.

**Rear wheel suspension**, too, is a long-used BMW feature and has been developed to mature perfection. Broad rocker arms, which are rubber mounted, ensure accurate cornering stability. This unit is entirely maintenance-free. All four wheels are provided with coil springs and dual-action telescopic shock absorbers. Additional springing of the rear wheels is achieved by progressive-reaction large-size rubber elements.

The electrical system supplies a voltage of 12 volts. Owing to the smooth and easy-running anti-friction bearings of the engine, there are no difficulties whatsoever in starting the cold engine at winter temperatures. An automatic thermostat-controlled intake air preheating installation provides for the most favourable "breathing conditions" right after the cold start, thus ensuring reduced wear and long service life of the engine. The battery has a high starting performance and is located in an easily accessible position in the rear compartment.



## Specifications

### Engine

Type	air-cooled fourstroke BMW horizontally opposed engine with rotary valve ventilation
Cylinders	two
Displacement	42.46 cu.in.
Stroke	2.87 in.
Bore	3.07 in.
Max. Output	30 DIN h.p. at 5,000 r.p.m. - 35 SAE h.p. at 5,200 r.p.m.
Max. Torque	36.89 ft.lb. at 3,400 r.p.m.
Mean Piston Speed	40.03 ft./s at 5,000 r.p.m.
Crankshaft Assembly	anti-friction bearings, novel vibration damper
Valve Control	overhead valves via rocker arms and push rods, automatic tappet clearance adjustment
Engine Position	in the rear
Compression Ratio	1 : 7.5
Ignition	12-volt dynamo battery ignition unit
Fuel Pump	mechanical
Carburettor	down-draft carburettor with acceleration pump and choke valve, automatic thermostat-controlled induction air pre-heating with micro-filter
Lubrication	combined pressure-centrifugal lubrication with pre-filter and micro-filter
Cooling System	air cooling by fan, oil cooler in air current
Oil Tank	2 litres (0.44 imp.gal.)

### Power Train

Transmission	4 forward speeds, 1 reverse; all forward speeds mesh synchronized and shock proofed
Gear Ratios	I: 3.54 II: 1.94 III: 1.27 IV: 0.829 R: 3.45
Wheel Drive	spiral bevel gears with differential, gear ratio 1 : 5.43 rear axle shafts in 4-fold large-volume rubber joints
Oil Capacity	1.25 litres (0.275 imp.gal.)
Clutch	single-disc dry clutch with torsional damper

### Chassis

Bottom Assembly	part-supporting bottom assembly with 2 high-webbed frame side members and tubular centre section
Wheel Suspension: Front	double longitudinal rocker arms in parallelogram arrangement, self-lubricating, front axle rubber cushioned
Rear	rubber cushioned broad longitudinal rocker arms
Springing: Front	coil spring supported by axle bracket, spring elongation 4.72 in.
Rear	coil spring supported by reinforced body, progressive-reaction effect by large-volume rubber elements, spring elongation 5.91 in.
Steering	adjustable rack-and-pinion steering mechanism of high stability
Tires	5.20 - 12, tubeless
Brakes: Pedal	hydraulic, operating on all four wheels, self-centering sliding-type brake shoes
Handbrake	precision engagement, operating on rear wheels, lever within easy reach between front seats
Dimensions	7.87 in. drum diam. width of lining 1.57 in. - braking surface 90.5 sq.in.
Brake Fluid Tank	in front luggage compartment
Shock Absorbers	four double-action, amply dimensioned telescopic shock absorbers, centrally in coil springs
Control Cables	in tubular centre section
Lifting Jack	slip-in jack

### Body

Type	part-supporting body welded to bottom assembly
Doors	2 lateral doors, each 36.61 in. in width
Seats: Front	single seats, adjustable during driving, contoured for utmost sitting comfort, back rest adjusts to 4 different positions upholstery of porous plastic-and-fabric combination
Rear	single cross-seat
Luggage Compartment	under front bonnet, locks from driver's seat, with safety catch, accommodating 2 standard suitcases of 27 in. in length and petty luggage, spare tire standing in front, fuel tank impact-proof behind spare wheel, tiller concealed by front bonnet
Screen Washer	combined with wiper switch
Heating	efficient heating system, 2 defroster nozzles or general heating, or combination of the two
Ventilation	additional fresh air through slots in front of screen
Windows	crank-operated
Mudguards	front wings removable
Glass	2,800 sq.in. total window surface
Fuel Tank	28 + 5 litres (6.2 + 1.1 imp.gal.), protected under front bonnet


### Electrical Equipment

Line Voltage	12 volts
Battery	24 A/h, in rear compartment
Dynamo	130/190 watts
Headlamps	high headlamps, 6.7 in. diam. 40/45 watts, asymmetric low beam
Blinkers	front: on the sides - rear: combined with tail lamp self-cancelling
Single-tone Horn and Blinkers	operated by common finger-tip lever on steering column
Tail Lamps	combination of tail lamps, stop light, blinkers and reflectors
Lamps and Flasher	light switch on instrument panel dimming switch and headlamp flasher on steering column
Windscreen Wiper	double wipers, self-parking, combined with washer

### Dimensions

Length	139.4 in.
Width	58.3 in.
Height	52.9 in. (with load)
Weight	1,400 lbs. kerb weight - 2,100 lbs. max. permissible weight
Turning Circle	36.4 in.
Wheel Base	83.46 in.
Track	front: 50.8 in. - rear: 47.2 in.
Ground Clearance	7.28 in.
Max. Speed	75 m.p.h.
Min. Speed in 4th Gear	15.5 m.p.h.
Climbing Ability in 1st Gear	3 in 1 (more than 32%)
Acceleration	from 0 to 1,000 metres (1,093.6 yds.) in 43.9 sec. from 20 to 50 km/h (12.4 to 31 m.p.h.) in 8.8 sec. (3rd gear)
Rated Fuel Consumption	48 m.p.gal.
Road Fuel Consumption	42 to 49.3 m.p.gal.
Oil Consumption	up to 0.1 litres (0.02 imp.gal.) per 62 miles





The new

**700** looks good from any

angle - whether you pause to admire its poise and

graceful lines or take a close look at its excellent technical

features and top-grade craftsmanship, whether you rank

interior comfort or roadability first —

whichever way you look at it, this car will convince


you of its qualities and gain your confidence.

No wonder everyone who sees it is enthusiastic, and everyone

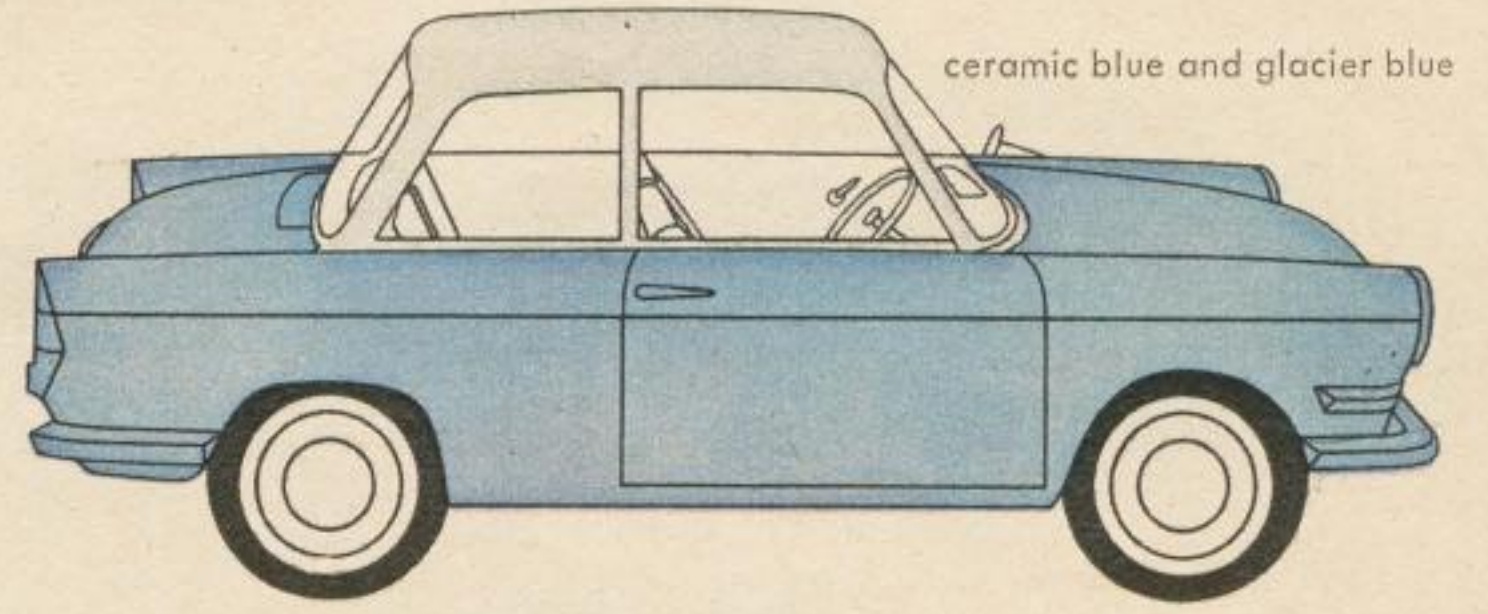
who drives it at once decides

**That is the car for me!**


*Mflight*



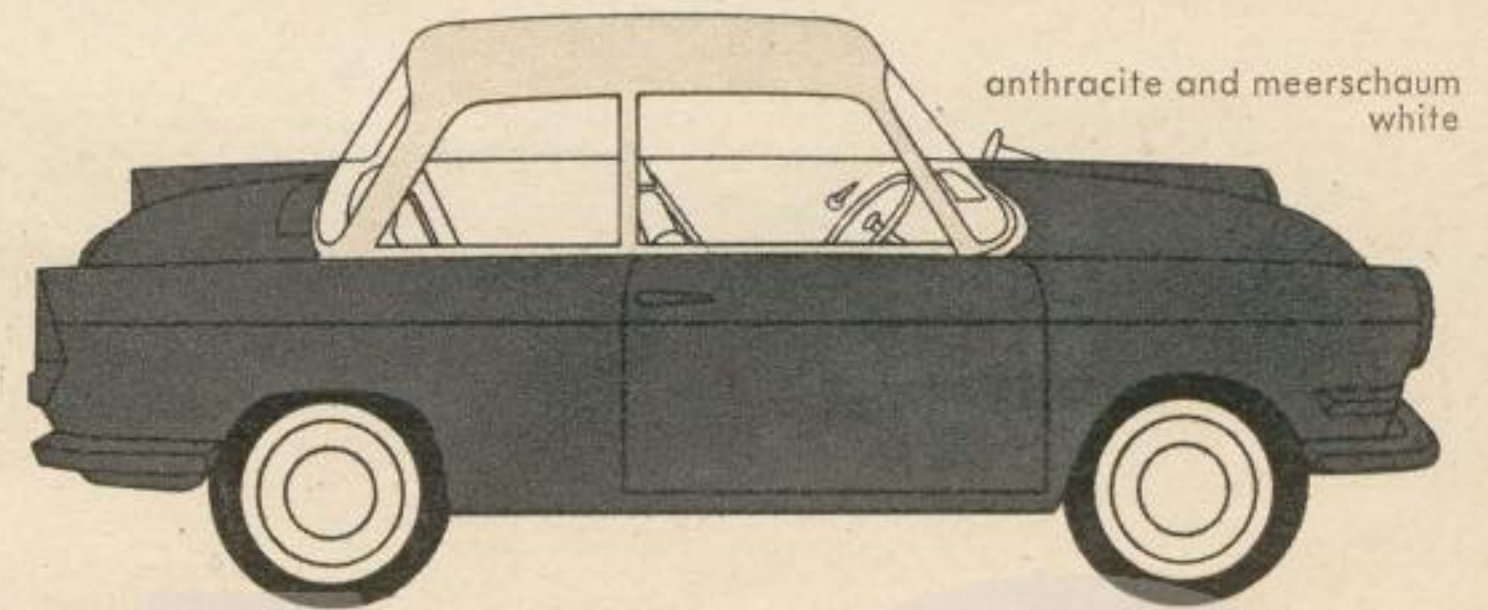
ceramic blue




ceramic blue and glacier blue




anthracite




anthracite and meerscham white




spanish red




spanish red and silk green



yellow olive



yellow olive and glacier blue




creme

*Flight*



**Bayerische Motoren Werke AG München**

BMW



*Mflight*